

# Contents

<b>PANELFORM PROFILE .....</b>	<b>2</b>
<b>WHY PANELFORM?.....</b>	<b>3</b>
<b>PANELFORM EASYORDER .....</b>	<b>4</b>
<b>TOUCHTEX DOORS &amp; PANELS.....</b>	<b>6</b>
TOUCHTEX ZERO LINE.....	6
CARE & MAINTENANCE .....	6
<b>STYLELITE DOORS &amp; PANELS .....</b>	<b>7</b>
STYLELITE ZERO LINE .....	7
CARE & MAINTENANCE .....	7
<b>DUROSTYLE DOORS.....</b>	<b>8</b>
CARE & MAINTENANCE .....	8
BRONZE SERIES .....	9
SILVER SERIES .....	10
GOLD SERIES.....	11
PLATINUM SERIES.....	12
PANTRY DOORS .....	15
GLASS DOORS .....	16
DRAWER FRONTS .....	17
FALSE FRONTS .....	17
CORNICE .....	18
DUROSTYLE PANELS .....	19
ORDERING DUROSTYLE DOORS .....	20
CODES FOR DUROSTYLE DOORS .....	21
MINIMUM SIZES FOR COMPULSORY RAILS AND DRAWER CONFIGURATIONS .....	23
<b>CARCASE ELEMENTS.....</b>	<b>24</b>
<b>PANELFORM SERVICE .....</b>	<b>25</b>
10 DAY LEAD TIME GUARANTEE .....	25
DISPATCH & FREIGHTING.....	25
IMMEDIATE “PUT IT RIGHT” PROMISE.....	25
WE WILL KEEP IN TOUCH AND FOLLOW UP.....	25
CARE & MAINTENANCE .....	26
<b>10 YEAR GUARANTEE .....</b>	<b>28</b>

## Panelform Profile

Welcome to Panelform. We are the supplier of the most complete range of kitchen doors, panels and components to the kitchen and joinery industries in New Zealand. Our dedication to exceptional high quality, guaranteed on-time delivery and personal, down-to-earth service ensures your success every time. We're here to provide joinery solutions that work for you.

Our company was formed in 1994 and pioneered the distinctive method of postforming pre-coated melamine board. Today we manufacture and supply a large range of kitchen doors and components to meet the current demands and trends in the market. We do not sell kitchens. Instead, we are here to create and expand the sales opportunities for joiners, kitchen retailers, architects, and designers, adding colour and personality to New Zealand homes.



## Why Panelform?

### Lead Time Guarantee

We guarantee a lead time of 10 working days or less for door and panels orders (from order to dispatch date), any time of the year. (Excludes when supply issues are out of our control).

### Online Quoting/Ordering

Get instant quotes and place orders online at [www.panelformeasyorder.co.nz](http://www.panelformeasyorder.co.nz) – the most simple and user-friendly kitchen door ordering system around! Save yourself time and money by reducing time waiting for quotes and human errors in ordering.

### Better Quality

We believe our products are of better quality than our competitors. All our doors are manufactured in 18mm thick MDF. Stronger, straight **Durostyle** doors are manufactured using the best moisture-resistant MDF available, and the highest quality foils from countries like Germany and Japan. Only the best PVC edge tapes make it onto our **Touchtex** and **StyleLite** door ranges, using technology and machinery from some of the best woodworking machinery manufacturers in the world.

### Finishing

Our craftsmen go an extra step to ensure your doors and panels look the best. We pay attention to detail and ensure our doors are finished without sharp or unfinished edges.

### Choice

We have the largest range of doors available from one supplier in New Zealand. Work with one team to reduce wasted time and money from communication break-downs and errors.

### Packaging

We package to ensure our doors arrive in top condition and ready for installation. Every package is given maximum protection, inside and out, to avoid the frustration and cost of freight damage.

### Peace of Mind


We guarantee our doors and panels will stand the test of time. As manufacturers we have full confidence in our design and workmanship and will guarantee this in all our products for 10 years. See full guarantee on page 28.

### Continuous Improvement

We are a family business, dedicated to the success of our customers. We aim to be the best supplier you have through continually getting better at what we do.

## Panelform EasyOrder

Panelform EasyOrder is our all-in-one online quoting and ordering system.



VIEW ALL CURRENT  
COLOURS FOR EACH  
PRODUCT

PLACE ORDERS ONLINE,  
DIRECTLY INTO OUR  
PRODUCTION SYSTEM

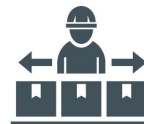


VIEWABLE ON  
SMART PHONES  
AND TABLETS



KEEP ALL QUOTES &  
ORDERS IN ONE EASILY  
ACCESSIBLE LOCATION

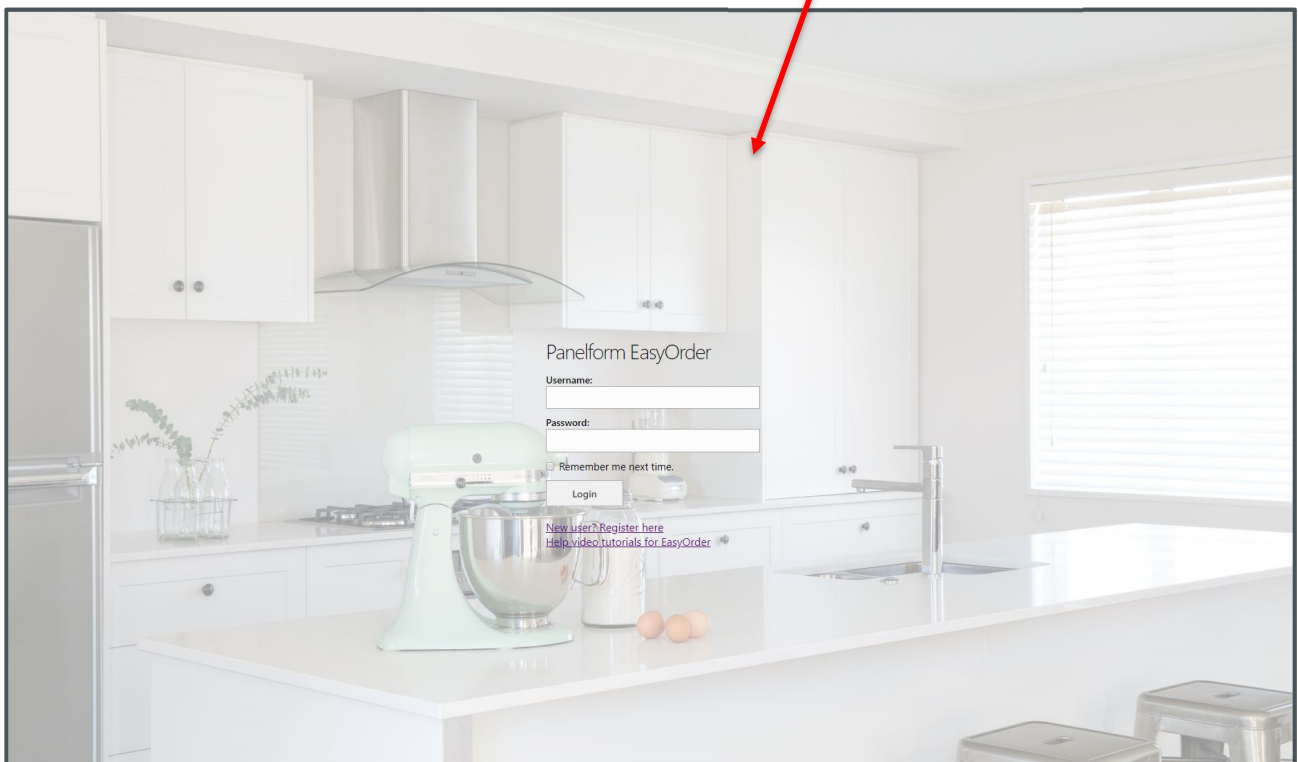
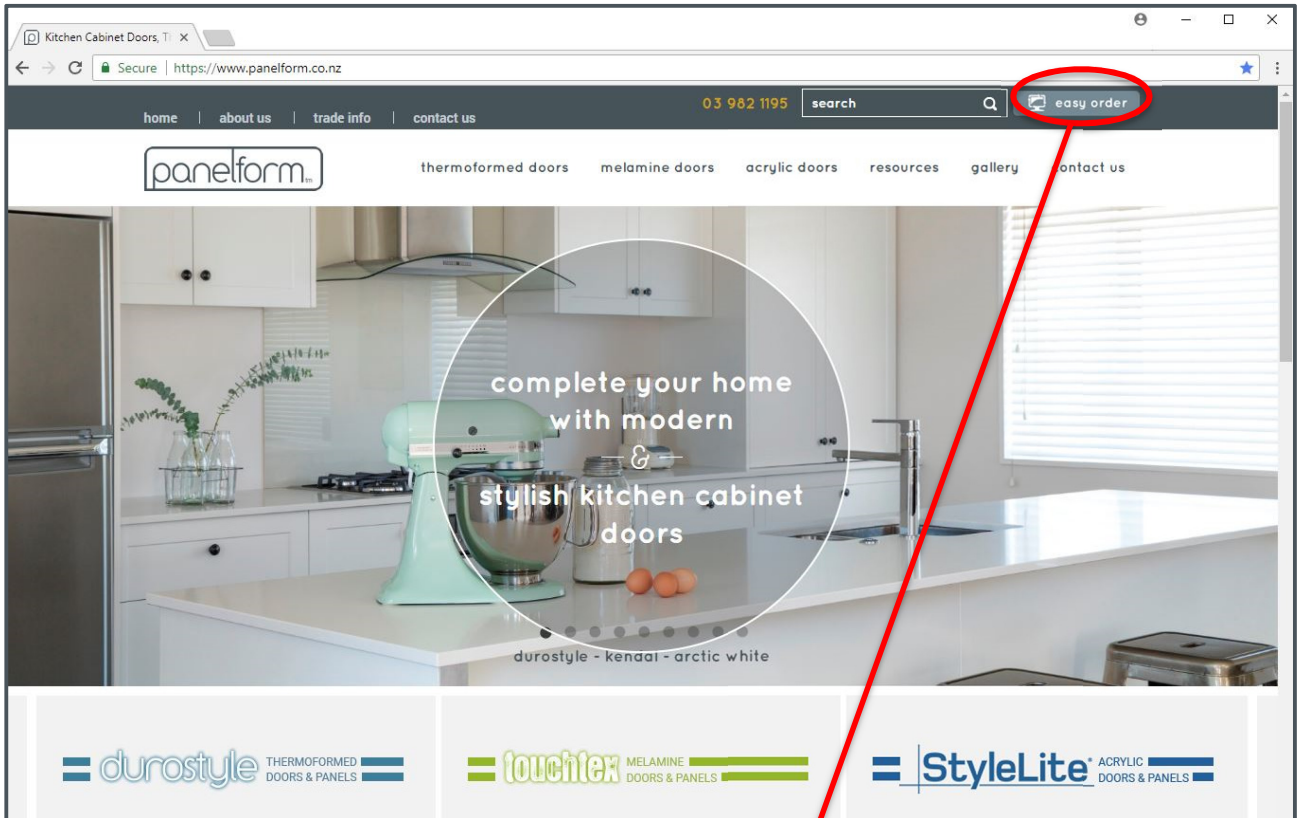
KNOW THE STATUS OF YOUR JOB AS IT  
MOVES THROUGH OUR FACTORY, FROM  
SUBMITTED TO SHIPPED



GET FREE DELIVERY FOR  
ALL ORDERS OVER \$1000  
PLACED ONLINE!



Panelform Website EasyOrder Link



## Touchtex Doors & Panels

**Touchtex** is our unique range of melamine doors. **Touchtex** doors are manufactured in 18mm MDF substrate and crafted using some of the best edge tapes and machinery in the world. We provide a complete supply of **Touchtex** doors and panels to your specifications and sizes. All doors and drawer fronts are melamine coated on both sides and clashed on all 4 edges using either 1mm or 2mm tape.

**Touchtex** doors and panels are most cost-effective in colours from the **Touchtex** Colour Selection listed in the Price Lists section, but any colour from Bestwood Melamine, Melteca and Prime Melamine is available. Colours and finishes outside our **Touchtex** range will incur a surcharge. Excess board will be on-charged. See **Touchtex** Colour Selection for more information.

**Touchtex** panels are available to match all **Touchtex** doors and a selection of **Durostyle** door colours. It is recommended that where possible, **Touchtex** panels are used around ovens etc as these have a higher heat resistance than **Durostyle** and are a lot more cost effective.

NB: Lineal and woodgrain colours will be made with vertical grain unless otherwise requested. Please indicate where grain matching is required. Minimum distance between two PVC edges is 80mm.

## Touchtex ZeroLine

Often called 'laser edge', ZeroLine technology enables the 1mm edge tape to be 'fused' to the edge of the door or panel without using glue, creating an almost invisible joint that is exceptionally strong and highly water resistant. ZeroLine uses specially manufactured PP or ABS edge tapes which are more environmentally friendly than traditional PVC tapes.

## Care & Maintenance

**Touchtex** Doors are made from Medium Density Fibreboard (MDF), but as with any MDF product, are not waterproof. Care should be taken to ensure they are not exposed to high levels of heat, moisture, steam and humidity.

For cleaning, we recommend wiping **Touchtex** Doors with a soft damp cloth with warm soapy water or mild chemical spray and then drying with a soft, dry cloth. Do not use commercial cleaning products, abrasive papers, acids, solvents, thinners, methylated spirits, bleach or any other strong cleaners to clean **Touchtex** doors. Use of these cleaners will void your 10-year warranty.

## Installation

Some **Touchtex** doors and panels are manufactured with a protective film on the surface to prevent scratching. This film should not be removed until installation is complete.



## StyleLite Doors & Panels

**StyleLite** Acrylic doors are a very popular choice for perfect gloss and silky-smooth matt finishes. Created in 18mm acrylic-faced E0 MR MDF board with a 1mm edge, **StyleLite** acrylic doors and panels are not only easy-care and durable but are also one of the only repairable surfaces on the market. They are highly resistant to heat and moisture. **StyleLite** Acrylic is available with ZeroLine laser edging in some colours. Colours that are not available in ZeroLine will have the 1mm edge applied with a PUR glue, which is almost seamless and creates a much stronger glue bond than traditional edge banding glues.

### StyleLite ZeroLine

Often called 'laser edge', ZeroLine technology enables the 1mm edge tape to be 'fused' to the edge of the door or panel without using glue, creating an almost invisible joint that is exceptionally strong and highly water resistant. ZeroLine uses specially manufactured PP or ABS edge tapes which are more environmentally friendly than traditional PVC tapes.

### Care & Maintenance

**StyleLite** doors are made from 18mm acrylic-faced E0 MR MDF board, but as with any MDF product, are not waterproof. Care should be taken to ensure they are not exposed to high levels of heat, moisture, steam and humidity and that any accidental spills are wiped up immediately. The **StyleLite** surface becomes more scratch resistant over the first few days after the removal of the protective film. This process can be accelerated by lightly polishing the **StyleLite** surface immediately after the film is removed using Novus No. 1 or Plexus plastic polishes with a clean microfibre cloth.

Please Note: The repair advice below applies only to **StyleLite** High Gloss products.

**General Cleaning:** Apply Novus No. 1 Plastic Polish, Plexus Plastic Polish or warm soapy water and wipe using a clean microfibre, soft cloth or damp chamois.

**Removing Marks and Light Scratches:** Apply Novus No. 2 or a good quality liquid polish and using a damp, clean microfibre or soft cloth, polish in a circular pattern. Then remove polish using the general cleaning procedure above.

**Removing Heavier Scratches:** Apply Novus No. 3 or a good quality fine compound polish and using a damp, clean microfibre or soft cloth, polish in back and forth motion at right angles to visible scratches. Then use Removing Marks and Light Scratches procedure, then General Cleaning procedure above.

Ensure all polish residues are removed completely from the **StyleLite** surface. Low speed electric buffing can also be used to repair marks and scratches.

Do Not:

- Use a paper towel to clean.
- Dry wipe doors and panels at any time.
- Use brushes or scrapers on doors and panels.
- Use abrasive cleaners, thinners or methylated spirits.

Doing any of these will void your 10-year warranty.

### Installation

**StyleLite** doors and panels are manufactured with a protective film on the surface to prevent scratching. This film should not be removed until installation is complete.

## Durostyle Doors

Durostyle is our range of thermoformed doors and panels. Durostyle doors are created using a thermal laminate which is bonded under heat and vacuum pressure onto pre-moulded 18mm Moisture-Resistant MDF substrate. This provides the opportunity for many different designs to suit individual tastes and still have the hard wearing and scratch-resistant surface of a laminate.

Four different categories and price levels reflect the complexity of the design and preparation. Durostyle products are available in a fabulous range of fashion colours, to suit all interior decors. Many of the colours in the Durostyle range can be matched with Touchtex as a more cost-effective option for end panels, toe kicks and open cabinets.

N.B. Colour range may change periodically as market trends dictate. Please check availability with Panelform prior to ordering.

## Care & Maintenance

Durostyle doors are made from a moisture resistant MDF, but as with any MDF product, are not waterproof. Care should be taken to ensure they are not exposed to high levels of heat, moisture, steam and humidity and that any accidental spills are wiped up immediately.

For cleaning, we recommend wiping Durostyle doors with a soft damp cloth and warm water, and then drying with a soft dry cloth. A small amount of soap or mild chemical spray may be used for stains that cannot be removed with water. Please refer to the manufacturer's recommendations before using chemical spray.

Do Not:

- Use commercial cleaning products, abrasive materials, solvents, thinners or any other strong cleaners to clean Durostyle doors.
- Expose your Durostyle doors and panels to high levels of heat, moisture, steam or humidity.
- Use your kettle, toaster or other heat emitting appliances directly below Durostyle overhead doors.
- Use your kettle, toaster or other heat emitting appliances behind or next to Durostyle doors or panels.

Doing any of these will void your 10-year warranty.


## Installation

Some Durostyle doors and panels are manufactured with a protective film on the surface to prevent scratching. This film should not be removed until installation is complete.




Bronze Series


LYELL




MILLBURN




ROSEDALE



FOXHILL



ROCKVILLE

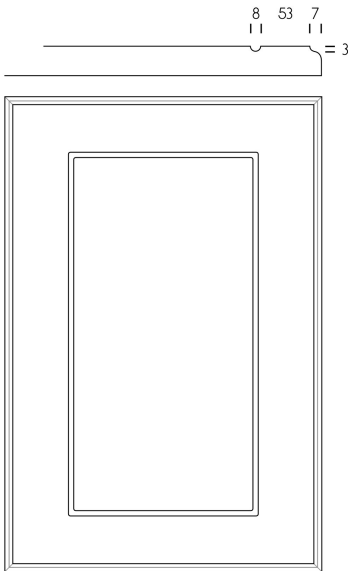


For full specifications for each door style, please visit our website and download the specification sheet.


All door styles are also available in raw moisture resistant (MR) MDF, sanded ready for lacquering.

Silver Series


WAKEFIELD




WAVERLEY




STIRLING



TYBURN



MAIDSTONE

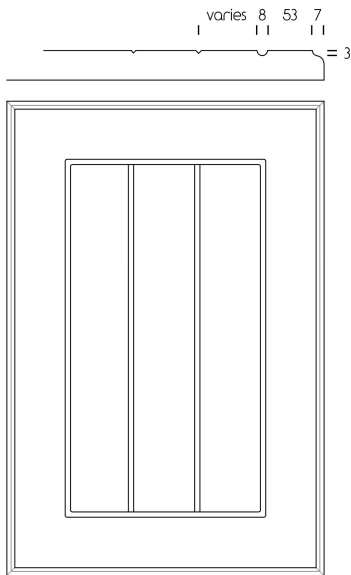


For full specifications for each door style, please visit our website and download the specification sheet.

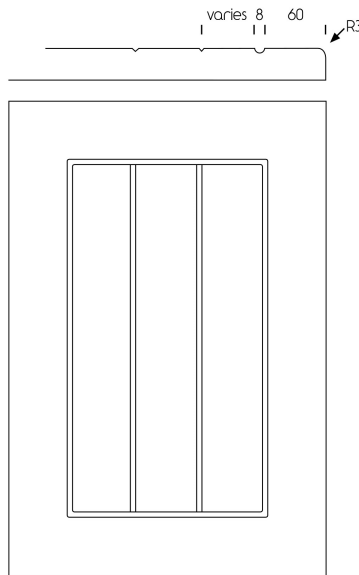
All door styles are also available in raw moisture resistant (MR) MDF, sanded ready for lacquering.

Gold Series


LANGSDALE



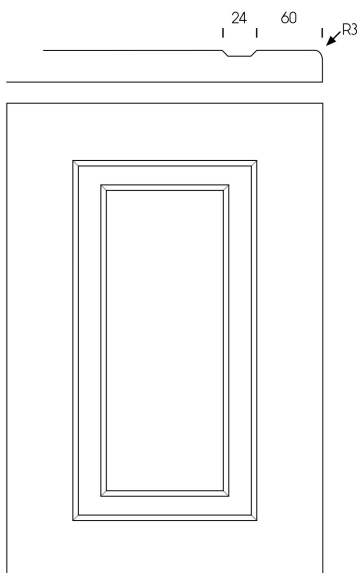
KIRK



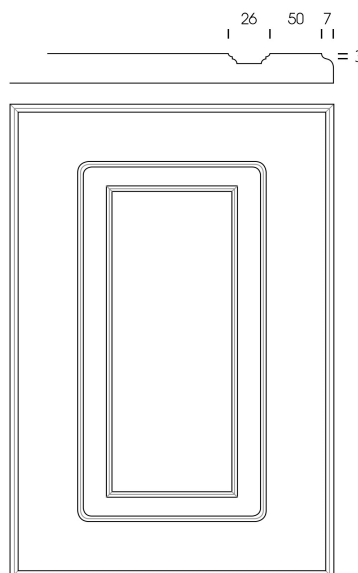
ELLERGILL



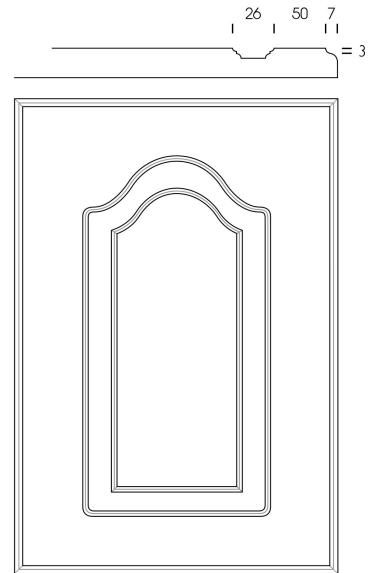
LOCKHOLM



RAVENSTONE



RAVENSTONE ARCH

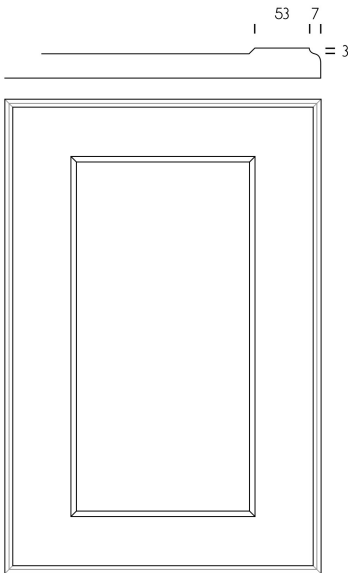


For full specifications for each door style, please visit our website and download the specification sheet.

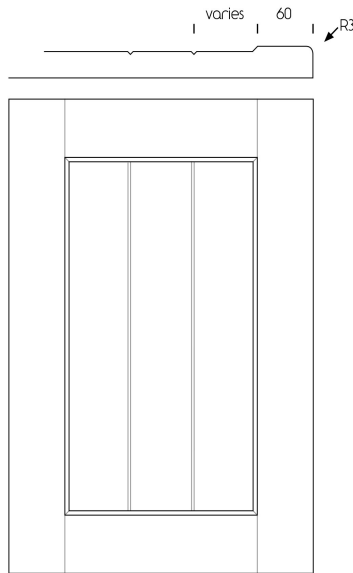
All door styles are also available in raw moisture resistant (MR) MDF, sanded ready for lacquering.

## Platinum Series

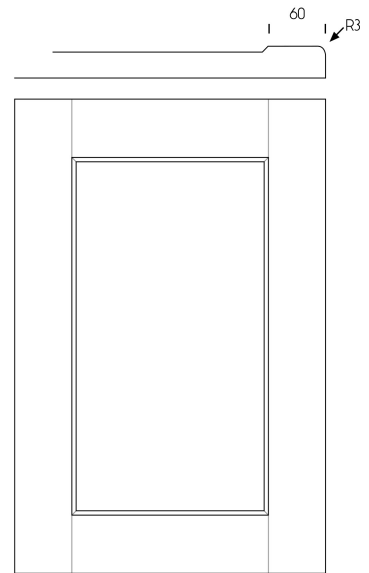
YORK




TUDOR



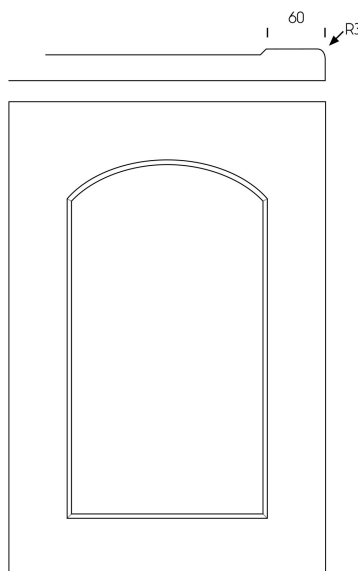
BAINBRIDGE



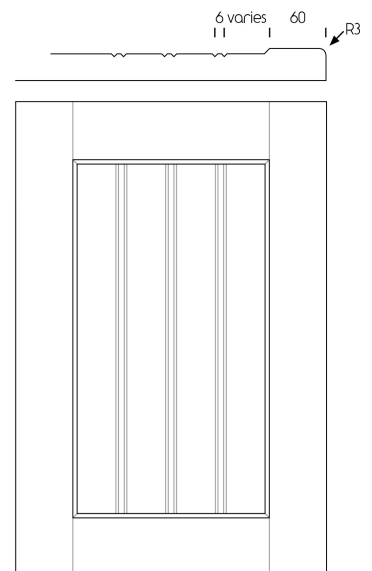
KENDAL



KENDAL ARCH




CHATEAU



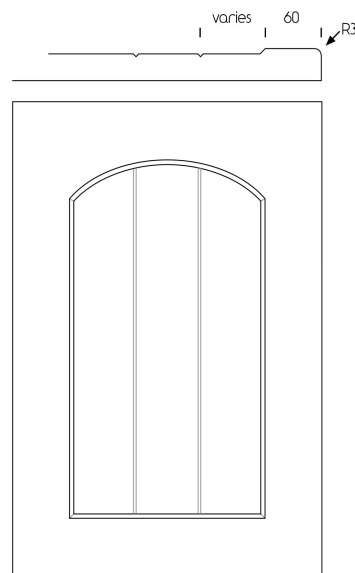
For full specifications for each door style, please visit our website and download the specification sheet.

All Platinum Series door styles are also available in one-piece or two-piece raw moisture resistant (MR) MDF, sanded ready for lacquering

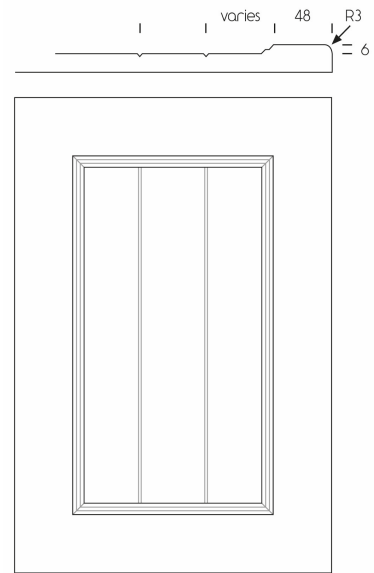
DERWENT




DERWENT ARCH




ASHTON




PENRITH



PRESTON




SUTTON



For full specifications for each door style, please visit our website and download the specification sheet.

All Platinum Series door styles are also available in one-piece or two-piece raw moisture resistant (MR) MDF, sanded ready for lacquering

CARLISLE



For full specifications for each door style, please visit our website and download the specification sheet.

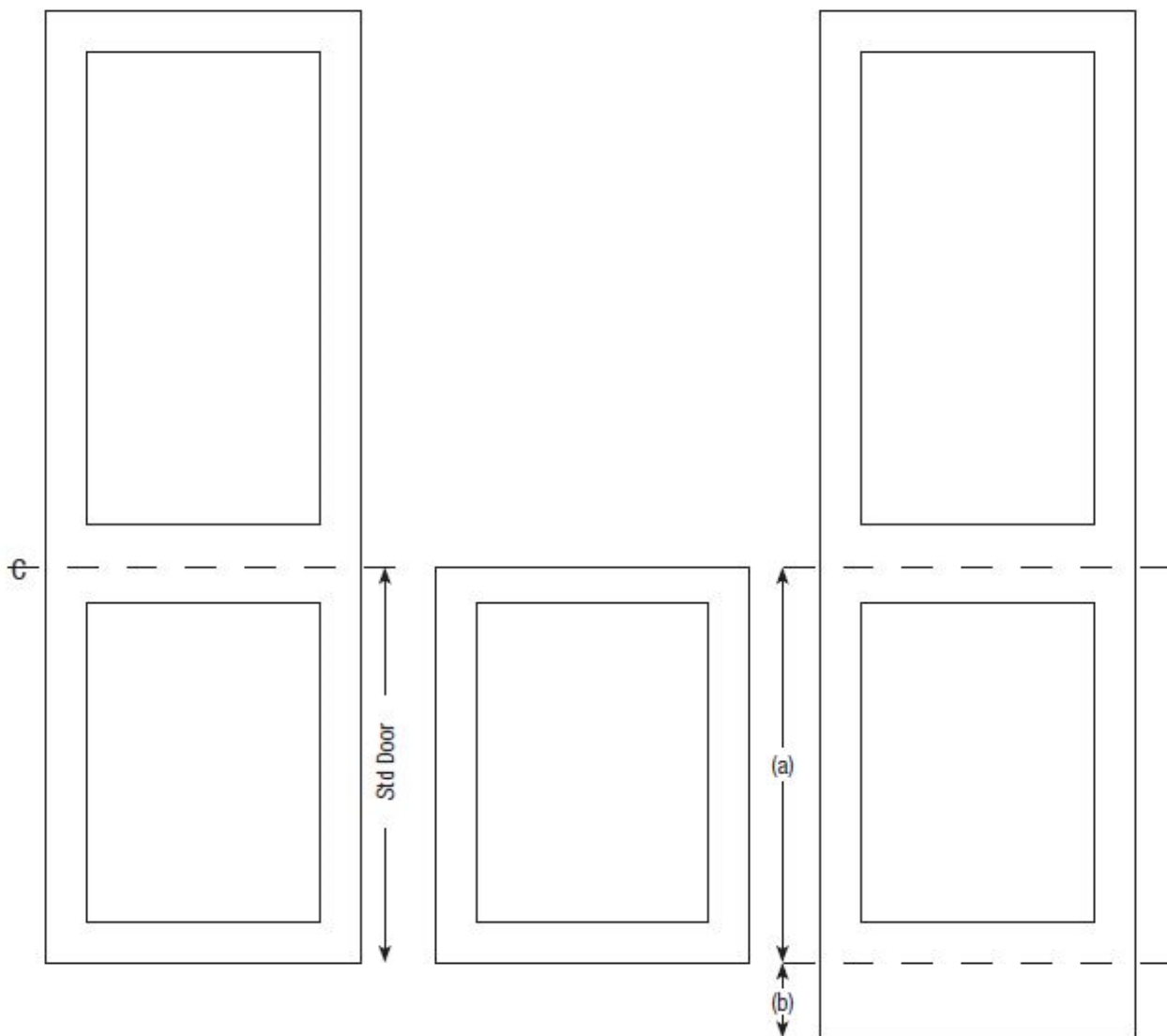
All Platinum Series door styles are also available in one-piece or two-piece raw moisture resistant (MR) MDF, sanded ready for lacquering



## Pantry Doors


Tall pantry-type doors may be ordered with or without a centre rail, depending on the style of door and the visual effect one wishes to create. Certain door styles must have a centre rail if over 1550mm tall.

Please ensure, in addition to overall sizes, that heights are given accurately as shown below




When ordering, please specify height (a) and height (b) if necessary.

Glass Doors

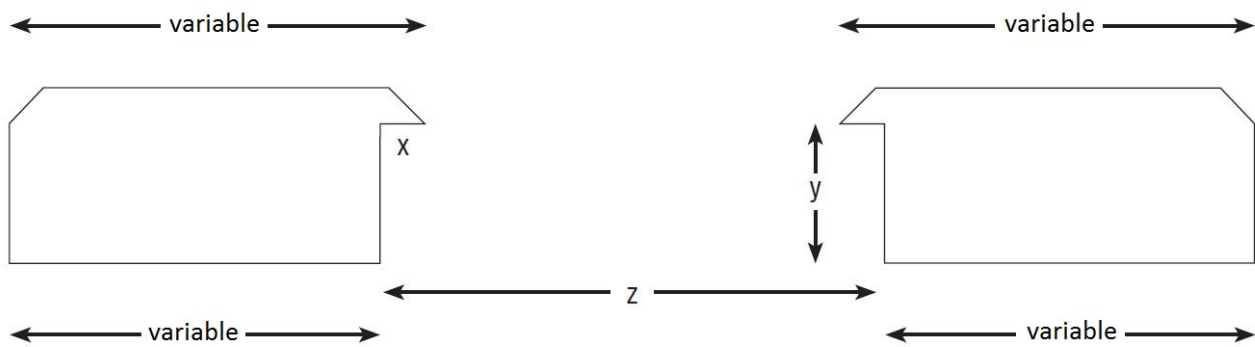


Frame Only



Lattice Style

Glass doors are available to match each door style. To order glass to fit, see the specification sheet for the relevant door style. Allow a small margin on this for clearance in fitting the glass.



x = 7mm

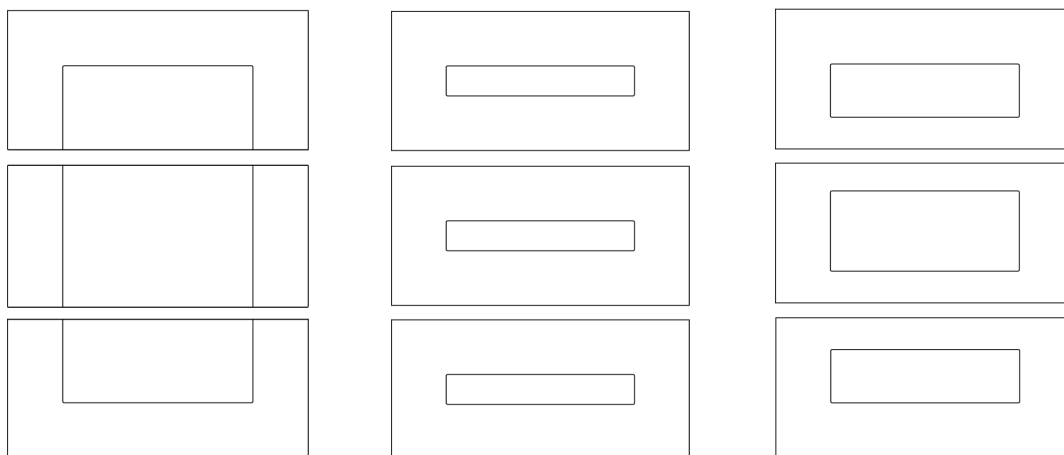
y = 10mm

z = variable depending on door style

## Drawer Fronts

Durostyle drawer fronts may be ordered either as a bank of drawers representing 1 complete door, as individual fronts, or as individual fronts with split centres.

The most popular way of ordering a drawer bank is option (a) below, but this is entirely a matter of choice.




(a)  
Drawer Bank

(b)  
Individual Fronts

(c)  
Individual fronts with  
split centre

## False Fronts

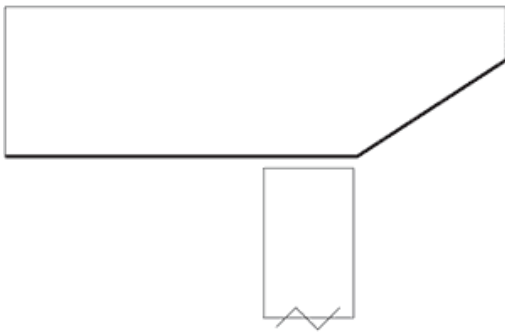


Microwave Frames

Roller Door Frames

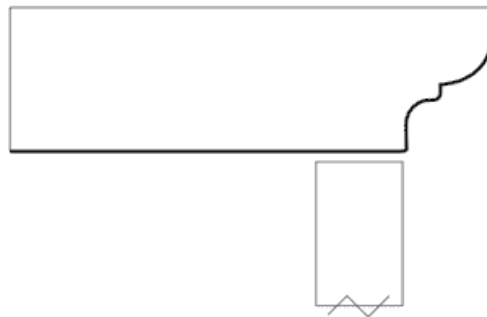
Drawings with detailed specifications required for each item

Cornice

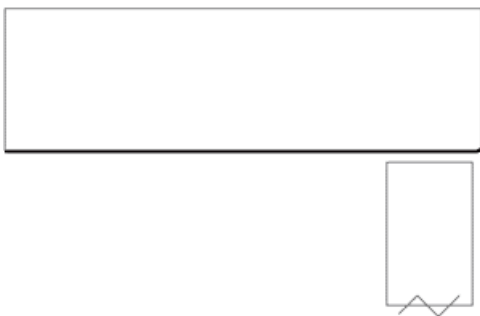


30mm Bevelled Cornice  
Size: 2400 x 100 x 30mm

30mm Classic Cornice  
Size: 2400 x 100 x 30mm




30mm Contemporary Cornice  
Size: 2400 x 100 x 30mm




## Durostyle Panels

Durostyle panels are available with the edge details as shown below. It is recommended that if Durostyle panels are being used beside ovens, the front edge is 180mm wrapped to offer better heat protection.


### Edge Profiles



Lyell Profile




180 Wrapped 1 Edge



180 Wrapped 2 Edges



Double Sided 180 Wrapped 1 Edge



Double Sided, Lyell Profile



Bare Edges

## Ordering Durostyle doors

Durostyle products can be ordered online using our EasyOrder website. See pages 4 & 5.

If using an order sheet:

1. Please ensure these doors are ordered using the correct form and that all order forms are filled out correctly and neatly to avoid any misreading of sizes, styles or edge details.
2. Check that all relevant details are given.
3. Please leave edge details column blank where the standard edge is required
4. Use the Description column to define items such as; Door, Drawer, Panel or Cornice
5. **Tall Doors:**  
When ordering pantry-type doors with a centre rail, please specify heights (a) and (b) if necessary (see example order, page 22). See page 23 for information on door styles that have compulsory rails. The maximum recommended height for these doors is 2100mm.
6. **Glass Doors:**  
If you required a door to be cut out for glass, please specify either FO (Frame Only) or LAT (Lattice) in the Code column.
7. **Drawer Fronts:**  
When ordering drawer fronts please list individual drawer sizes in order beginning with the top drawer. Please specify in the Drawer Type column which drawer configuration you require – refer to page 17. In the Set No. column, please give each drawer set a number to clearly define which drawers belong as a set. Please leave all edge detail columns blank as these are defined by the drawer type chosen.
8. **Panels:**  
Panels are defined using the edge details columns. Use the codes W, B, Sq. etc, as well as specifying DS (Double-Sided) in the Code column if necessary. See page 19.
9. **Cornice:**  
Specify cornice using the correct code in the Code column. Cornice is only available in 2400mm x 100mm. See page 18.



Codes for Durostyle doors

	Denotes Standard edge
<b>DS</b>	Double Sided
<b>FO</b>	Glass Frame Only
<b>LAT</b>	Lattice Glass Frame
<b>ROL</b>	Roller Door Frame
<b>MW</b>	Microwave Frame
<b>WR</b>	Wine Rack Front
<b>BEV</b>	Bevelled Cornice
<b>CLA</b>	Classic Cornice
<b>CON</b>	Contemporary Cornice
<b>LY</b>	Lyell edge (3mm radius)
<b>RD</b>	Rosedale edge (scallop)
<b>FX</b>	Foxhill edge (large bevel)
<b>RV</b>	Rockville edge (45° bevel)
<b>MB</b>	Millburn edge (6mm radius)
<b>Sq.</b>	Square edge (1mm radius)
<b>B</b>	Bare edge (no foil)
<b>W</b>	180 degree wrapped edge
<b>S</b>	0.4mm paper taped edge

## Example Order for Durostyle Doors

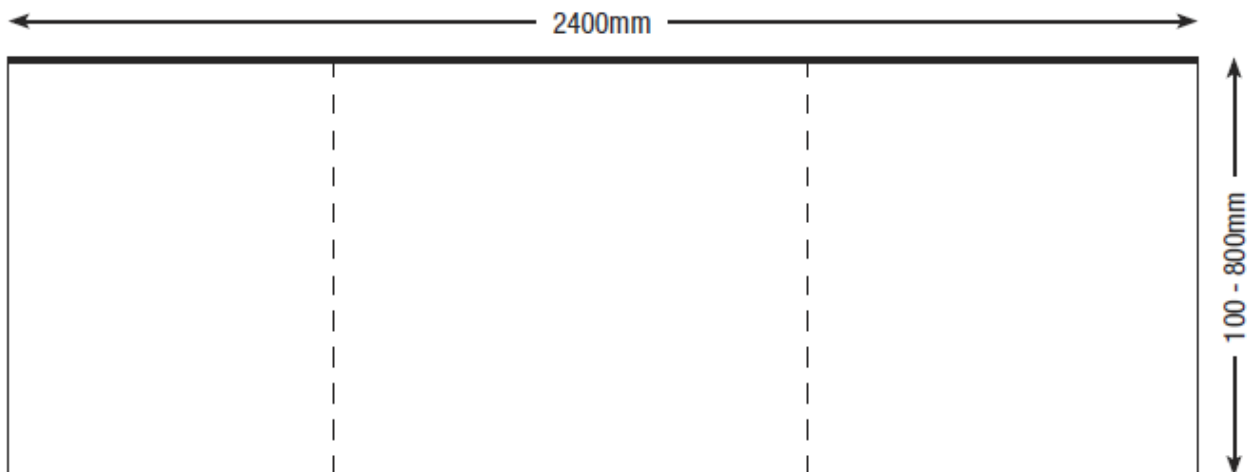
Description	Qty	Height	Width	Left	Right	Top	Btm	Code	Drawer Type	Set No.	(a)	(b)	Other Details
<i>Door</i>	<i>2</i>	<i>1982</i>	<i>398</i>								<i>716</i>	<i>100</i>	
<i>Door</i>	<i>2</i>	<i>716</i>	<i>298</i>					<i>FO</i>					
<i>Drawer</i>	<i>1</i>	<i>158</i>	<i>448</i>						<i>BANK (A)</i>	<i>1</i>			
<i>Drawer</i>	<i>2</i>	<i>277</i>	<i>448</i>						<i>BANK (A)</i>	<i>1</i>			
<i>Door</i>	<i>1</i>	<i>716</i>	<i>298</i>										
<i>Drawer</i>	<i>3</i>	<i>158</i>	<i>448</i>						<i>IND (B)</i>	<i>2</i>			
<i>Drawer</i>	<i>1</i>	<i>236</i>	<i>448</i>						<i>IND (B)</i>	<i>2</i>			
<i>Door</i>	<i>1</i>	<i>716</i>	<i>298</i>	<i>Sq</i>	<i>LY</i>	<i>LY</i>	<i>LY</i>						<i>Corner Door</i>
<i>Door</i>	<i>1</i>	<i>716</i>	<i>298</i>					<i>LAT</i>					<i>6 lites</i>
<i>Door</i>	<i>1</i>	<i>600</i>	<i>800</i>					<i>MW</i>					<i>60mm frame</i>
<i>Flat Panel</i>	<i>1</i>	<i>1200</i>	<i>300</i>	<i>LY</i>	<i>LY</i>	<i>B</i>	<i>B</i>						
<i>Flat Panel</i>	<i>1</i>	<i>800</i>	<i>500</i>	<i>LY</i>	<i>B</i>	<i>B</i>	<i>Sq</i>						
<i>W Panel</i>	<i>1</i>	<i>1800</i>	<i>550</i>	<i>W</i>	<i>B</i>	<i>B</i>	<i>B</i>						
<i>W Panel</i>	<i>1</i>	<i>800</i>	<i>550</i>	<i>W</i>	<i>W</i>	<i>B</i>	<i>B</i>						
<i>W Panel</i>	<i>1</i>	<i>2400</i>	<i>550</i>	<i>W</i>	<i>B</i>	<i>B</i>	<i>B</i>	<i>DS</i>					
<i>Cornice</i>	<i>3</i>	<i>2400</i>	<i>100</i>					<i>CLA</i>					

Minimum sizes for Compulsory Rails and Drawer Configurations

							Drawer Configurations		
	Style	Tall Door Options	Rail Option	Rail Compulsory	Min Height Compulsory Rail	Min Height with Rail	Min Height Bank (a)	Min Height Individual (b)	Min Height Split Rail (c)
<b>Bronze</b>	Lyell	N/A	N/A	N/A	N/A	N/A	50	50	N/A
	Millburn	N/A	N/A	N/A	N/A	N/A	50	50	N/A
	Rosedale	N/A	N/A	N/A	N/A	N/A	50	50	N/A
	Foxhill	N/A	N/A	N/A	N/A	N/A	80	80	N/A
	Rockville	N/A	N/A	N/A	N/A	N/A	50	50	N/A
<b>Silver</b>	Waverley	Yes	Yes	No	N/A	500	100	150	120
	Wakefield	Yes	Yes	No	N/A	500	100	150	120
	Stirling	N/A	N/A	N/A	N/A	N/A	100	100	N/A
	Tyburn	N/A	N/A	N/A	N/A	N/A	100	100	N/A
	Maidstone	N/A	N/A	N/A	N/A	N/A	100	120	N/A
<b>Gold</b>	Langsdale	Yes	Yes	No	N/A	500	100	150	120
	Kirk	Yes	Yes	No	N/A	500	100	150	120
	Ellergill	Yes	Yes	No	N/A	500	100	190	160
	Lockholm	Yes	Yes	No	N/A	500	100	190	160
	Ravenstone	Yes	Yes	No	N/A	500	100	190	160
Ravenstone Arch	Yes	Yes	No	N/A	500	100	190	160	
<b>Platinum</b>	York	Yes	Yes	Yes	1550	500	102	158	133
	Tudor	Yes	Yes	Yes	1550	500	102	158	133
	Bainbridge	Yes	Yes	Yes	1550	500	102	158	133
	Kendal	Yes	Yes	Yes	1550	500	102	158	133
	Kendal Arch	Yes	Yes	Yes	1550	500	163	227	194
	Chateau	Yes	Yes	Yes	1550	500	102	158	133
	Derwent	Yes	Yes	Yes	1550	500	102	158	133
	Derwent Arch	Yes	Yes	Yes	1550	500	163	227	194
	Ashton	Yes	Yes	Yes	1550	500	102	158	133
	Carlisle	Yes	Yes	Yes	1550	500	102	158	133
	Penrith	Yes	Yes	Yes	1550	500	102	158	133
Preston	Yes	Yes	Yes	1550	500	102	158	133	
Sutton	Yes	Yes	Yes	1550	500	102	158	133	

## Carcase Elements

These are pre-clashed white carcase elements ready to be cut to length and made to your own specifications. These are available in 2400mm lengths, cut to specified widths, and clashed with either 1mm or 2mm PVC on one long edge. Available in Arctic White in 16mm Particle Board (PB), 16mm MDF or 18mm MDF.



Cut to your own lengths, minimal wastage; no need for an edge bander, and still retain your own style of cabinetry.

## Panelform Service

### 10 Day Lead Time Guarantee

Panelform guarantees that orders for **Touchtex**, **StyleLite** and **Durostyle** doors and panels will be dispatched within 10 working days. For non-standard colours and finishes this may vary depending on the availability of material.

### Dispatch & Freight:

Utmost care is taken at Panelform to ensure that orders are well protected and packaged. Any problem arising whilst in the hands of freight companies is beyond our control. On receiving a consignment, please take the time to inspect it thoroughly. If there are any visible signs of damage at all to the exterior of the package, please sign the consignment note as damaged. A consignment not which has been signed as being received in good order and condition cannot be claimed on. This is a freight company policy. If, when you open a consignment, you find a damaged or imperfect panel which isn't freight damage, it must be reported to Panelform within 48 hours of receipt. It must be noted that dispatch dates given by Panelform are dates when consignments will leave our factory. Normal freight times are allowed but once the consignment has left us, freight times are beyond our control.

### Immediate "Put it Right" promise.

We will immediately put into action any steps required to replace or repair any product we agree is not up to standard.

### We will keep in touch and follow up

We will be in contact with you to make sure that you are satisfied with the service you are receiving and that the product is of excellent quality.

## Care & Maintenance

### Touchtex Doors

**Touchtex** doors are made from MDF substrate, and as with any MDF product, are not waterproof. Care should be taken to ensure they are not exposed to high levels of heat, moisture, steam and humidity and that any accidental spills are wiped up immediately.

For cleaning, we recommend wiping **Touchtex** Doors with a soft damp cloth with warm soapy water or mild chemical spray and then drying with a soft dry cloth.

Do not use commercial cleaning products, abrasive papers, acids, solvents, thinners, methylated spirits, turpentine, bleach or any other strong cleaners to clean **Touchtex** doors. Use of these cleaners will void your 10-year guarantee.

#### Installation:

Some **Touchtex** doors and panels are manufactured with a protective film on the surface to prevent scratching. This film should not be removed until installation is complete

### Durostyle Doors

**Durostyle** doors are made from High Moisture-Resistant E-Zero MDF substrate, but as with any MDF product, are not waterproof. Care should be taken to ensure they are not exposed to high levels of heat, moisture, steam and humidity and that any accidental spills are wiped up immediately.

For cleaning we recommend wiping with a soft damp cloth with warm soapy water and then drying with a soft dry cloth. A small amount of mild chemical spray may be used for stains that cannot be removed with soapy water. Please refer to the manufacturer's recommendations before using chemical spray.

Do not use commercial cleaning products, abrasive papers, acids, solvents, thinners, methylated spirits, turpentine, bleach, MEK or any other strong cleaners to clean **Durostyle** doors. Use of these cleaners will void your 10-year guarantee.

#### Installation:

Some **Durostyle** doors and panels are manufactured with a protective film on the surface to prevent scratching. This film should not be removed until installation is complete.

### StyleLite Doors

**StyleLite** doors are made from 18mm acrylic-faced E0 MR MDF board, but as with any MDF product, are not waterproof. Care should be taken to ensure they are not exposed to high levels of heat, moisture, steam and humidity and that any accidental spills are wiped up immediately.

The **StyleLite** surface becomes more scratch resistant over the first few days after the removal of the protective film. This process can be accelerated by lightly polishing the **StyleLite** surface immediately after the film is removed using Novus No. 1 or Plexus plastic polishes with a clean microfibre cloth.

Please Note: The repair advice below applies only to **StyleLite** High Gloss products.

General Cleaning: Apply Novus No. 1 Plastic Polish, Plexus Plastic Polish or warm soapy water and wipe using a clean microfibre, soft cloth or damp chamois.



Removing Marks and Light Scratches: Apply Novus No. 2 or a good quality liquid polish and using a damp, clean microfibre or soft cloth, polish in a circular pattern. Then remove polish using the general cleaning procedure above.

Removing Heavier Scratches: Apply Novus No. 3 or a good quality fine compound polish and using a damp, clean microfibre or soft cloth, polish in back and forth motion at right angles to visible scratches. Then use Removing Marks and Light Scratches procedure, then General Cleaning procedure above.

Ensure all polish residues are removed completely from the [StyleLite](#) surface. Low speed electric buffing can also be used to repair marks and scratches.

**Do not:**

- Use a paper towel to clean.
- Dry wipe doors and panels at any time.
- Use brushes or scrapers on doors and panels.
- Use abrasive cleaners, thinners or methylated spirits.

Doing any of these will void your 10-year warranty.

**Installation:**

[StyleLite](#) acrylic doors and panels are manufactured with a protective film on the surface to prevent scratching. This film should not be removed until installation is complete.

## 10 Year Guarantee

Panelform guarantees our doors and panels will stand the test of time. As manufacturers we have full confidence in our design and workmanship and will guarantee this in all our products for 10 years, subject to the following terms and conditions.

- This guarantee is subject to compliance by the consumer with all Panelform's terms regarding the installation, care and maintenance of the doors.
- Panelform will not be liable for any defects or faults resulting from acts or omissions of anyone other than Panelform or for any cause independent of human control occurring after the goods have left Panelform's control.
- Any claim shall not exceed the original purchase price of the doors or panels manufactured. Panelform will not meet any additional costs of reinstallation or refitting of doors or panels.
- Panelform must be advised in writing of any claim under the terms of this guarantee within 10 years of the date of manufacture of the products.
- The claim is made by the original purchaser of the products.

This guarantee is in addition to the guarantees as contained in the Consumer Guarantees Act 1993 and does not in any way limit the rights which may be available to the consumers under that Act.